

Blackboard – How to Check Grades

Checking Grades

The My Grades page shows the status of gradable items, such as tests, assignments, journal and blog entries, and discussion posts.

The My Grades page may include item names, details, due dates, student and instructor dates of activity, posted grades, points possible, links to rubrics used for grading, and your instructor's comments about the items.

1. To access My Grades, click on the **My Grades** menu item.
2. The My Grades page will display.

Announcements
 Course Information
 Learning Plans
 Discussion Board
 Join Web Conference
My Grades
 My Instructor
 Send Email
 Student Resources

My Grades		
All	Graded	Upcoming
Submitted		Order by Course Order
ITEM	LAST ACTIVITY	GRADE
In Class Activity Assignment View Description	Jan 5, 2016 1:53 PM GRADED	10.00 /10
SafeAssign 2 Assignments & Tests View Description	UPCOMING	- /10
Case Study Assignments & Tests View Description View Rubric	Jan 7, 2016 10:09 AM GRADED	10.00 /12
Self Assessment Self and Peer View Description	UPCOMING	- /8
Rough Framing JOB COMPETENCIES - Self Assessment Test View Description	Mar 6, 2015 10:31 AM GRADED	30.00 /60
Test Discussion Discussion View Description View Rubric	Jan 8, 2016 9:25 AM GRADED	10.00 /9







3. To **view feedback** on assignments submitted and graded in Blackboard, click on the tile of the assignment.
4. If the assignment was **graded using a rubric**, click the **View Rubric button** to view the rubric used to grade the assignment.

Case Study Assignments & Tests View Description View Rubric	Jan 7, 2016 10:09 AM GRADED	10.00 /12
--	--------------------------------	--------------

5. To quickly view any comments made, click the view feedback button located by the score.

Technology Instruction Guide Project Assignment	Nov 30, 2016 9:43 AM GRADED	 20.00 /20
--	--------------------------------	--

6. The following chart explains the various status symbols students may see on the My Grades page:

Symbol	Description
-	Item has not been completed. No information is available.
	Item is completed, but will not have a grade (for items such as surveys).
	<p>Item has been submitted. This item is waiting to be reviewed by your instructor.</p> <p>-OR-</p> <p>Item has been submitted. Your instructor may review this item but not provide a grade.</p>
Grade	Item has been graded. Click the grade to view detailed feedback.
	Attempt is in progress. This item has not been submitted. To submit the item, see How to Save an Assignment as a Draft and Submit Later .
	Grade is exempted for this user. If you do not complete this assignment, it will not affect your grade.
	Error has occurred. Contact your instructor.
	Click to view feedback provided during grading.