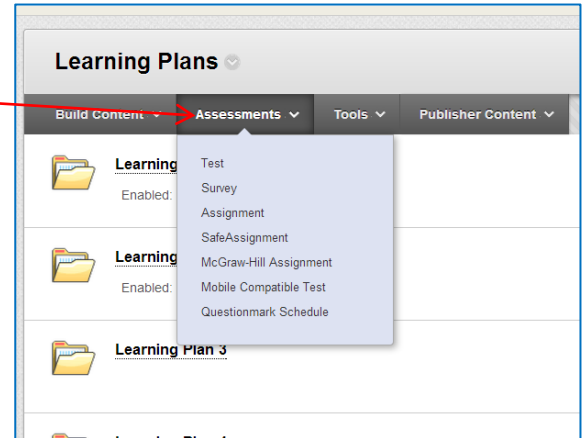
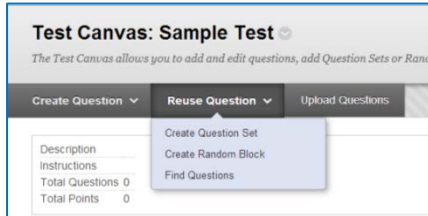


Flexible Learning - Blackboard

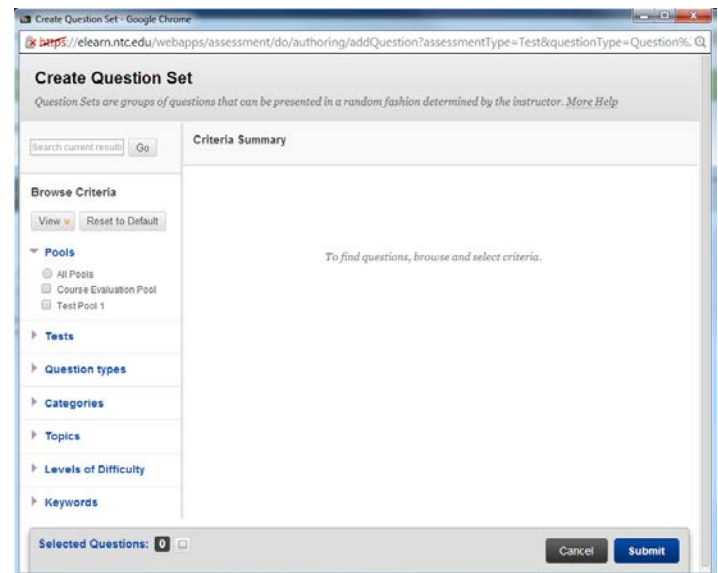
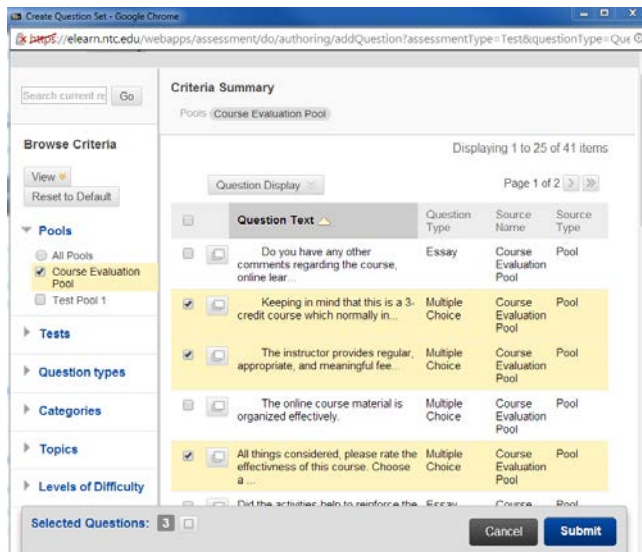
Creating a Test from a Pool

Blackboard users can use the Blackboard's **Pools** feature to create a pool of questions they want to use on **multiple tests** within a course. This document will explain how to create and deploy a test using questions from a **Blackboard Pool**.

1. Navigate to the area within the course learning plans where the test will be placed.
2. Hover over **Assessments**, select **Test**.
3. Click **Create** to create a new test.
4. Enter the **Test Information**, click **submit**. The **Test Canvas** page will be displayed.
5. Hover over **Reuse Question**, Select **Create Question Set**.



6. The **Create Question Set** window will display.
7. Select the pool(s) that contain the questions that will be part of the test. The questions will appear.
8. Select the questions that will make up the test.
9. When all the desired questions have been selected, click **Submit**.



10. The Test Canvas will be displayed. From here users can edit the Points per question and review the questions that are part of the set.