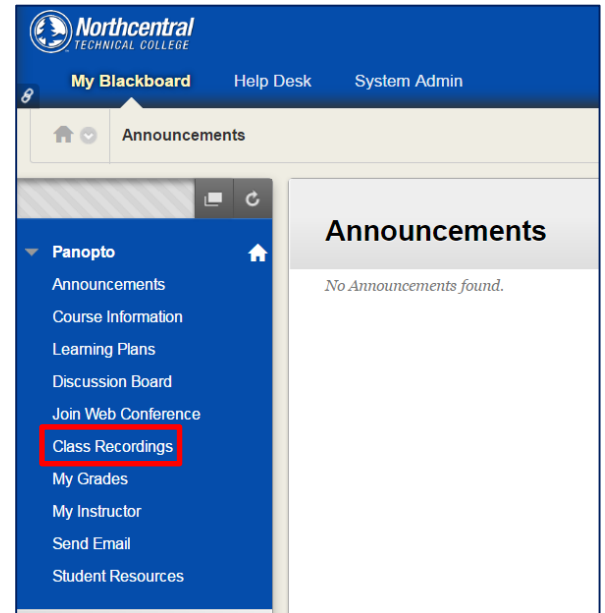
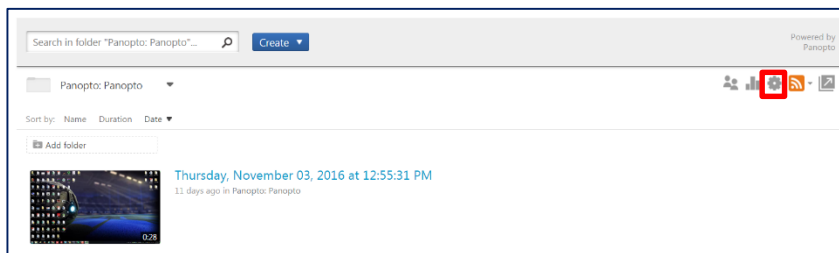


Panopto-Delete Content

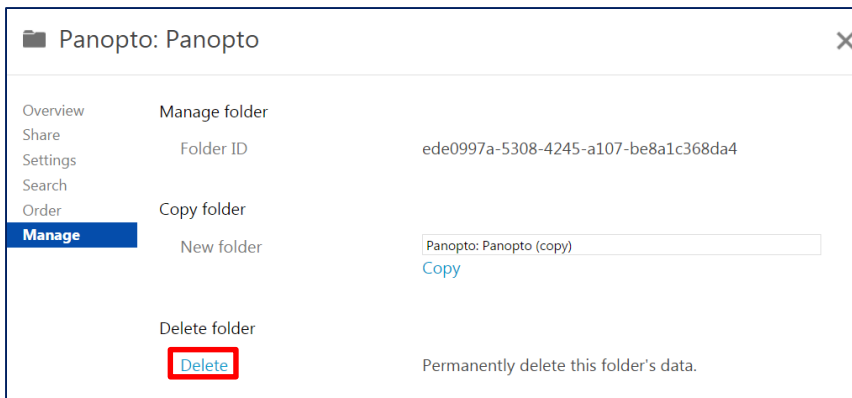
At the end of a semester instructors may want to **delete class recordings** or remove content that they no longer need. This can be helpful to **keep** your **Panopto** folders better **organized**. Instructors can delete **entire folders** or **individual videos**.

Deleting a Folder of Content

1. Access the course where your recordings are and click on your **Class Recordings** menu item.
2. Click on the Folder Settings icon (⚙️).



3. The **Folder Settings** page will display. Click on **Manage**. To delete all videos in the folder click on the Delete link under Delete Folder. The folder and all the videos within it will be deleted.



Delete Individual Videos

1. To delete an individual video log into Panopto, hover over the video you want to delete and click Delete.

