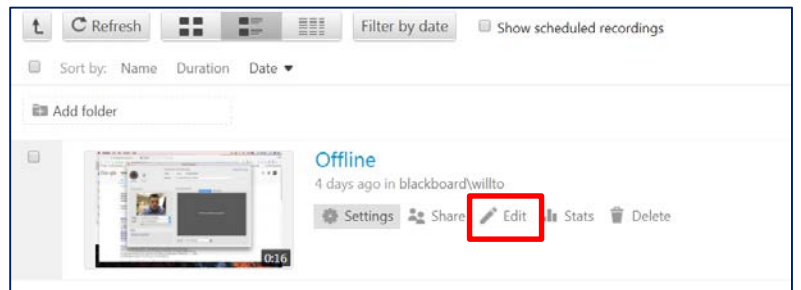
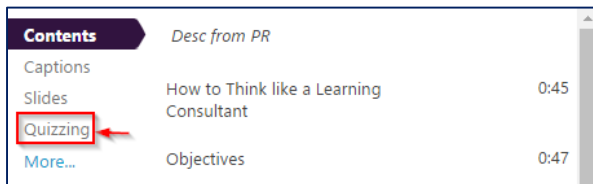
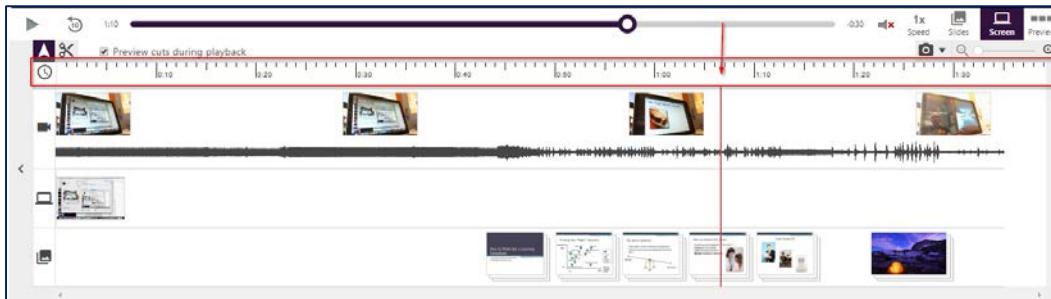


## Building a Quiz in Panopto

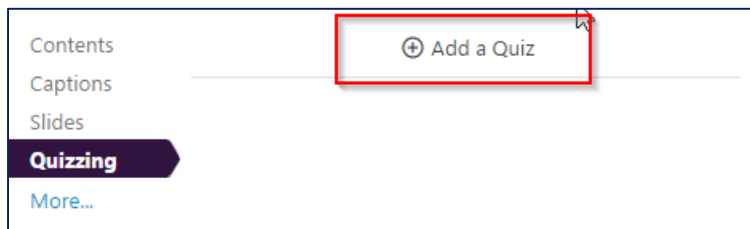
1. Hover over the video you want to add a quiz to and click **Edit**.
2. In the soft Navigation pane, click on the Quizzing link.



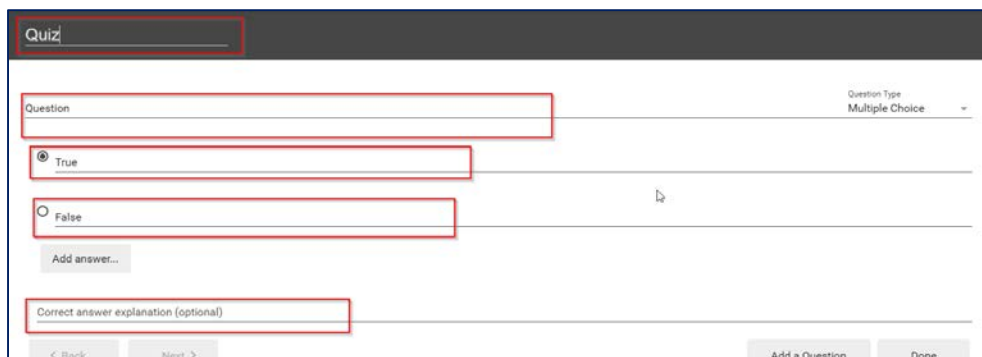
3. Using the **Pointer** tool, navigate in the **Timeline** to where you want to put a quiz.



4. Click on the **Add a Quiz** button. The Quiz form will appear in your secondary stream area.



5. The form has several different fields, including **Quiz Name**, **Question**, **Answers**, and **Correct Answer Explanation**.



6. Within the form, you can select the drop-down menu in the top right corner to show different types of quiz questions. The quiz options include **True/False**, **Multiple Choice**, and **Multiple Select**. The default is multiple choice.

The screenshot shows the 'Quiz' form. At the top right, a 'Question Type' dropdown menu is highlighted with a red box, showing 'Multiple Choice' as the selected option. To the right, a separate window displays the dropdown menu's options: 'True/False' (with a checkmark icon), 'Multiple Choice' (with a radio button icon and highlighted), and 'Multiple Select' (with a checkbox icon). The main form includes fields for 'Question', 'Answer 1', 'Answer 2', an 'Add answer...' button, and a 'Correct answer explanation (optional)' field. Navigation buttons at the bottom include '< Back', 'Next >', 'Add a Question', and 'Done'.

7. Multiple Choice: Gives you the option to have several answers present, but only one answer can be chosen as correct. When the option is first chosen, there will only be two answer fields. Another answer field can be added by clicking the "Add Answer..." button.

The screenshot shows the 'Clarifying Questions' form. The question is 'Which one of these answers is the correct one?'. The 'Question Type' dropdown is set to 'Multiple Choice'. There are two answer fields: 'Not this one!' (selected with a radio button) and 'This one!'. An 'Add answer...' button is highlighted with a red box. At the bottom, there is a 'Correct answer explanation (optional)' field.

8. To remove an answer you can click on the X next to any of the Answers.

This screenshot shows the 'Clarifying Questions' form with three answer fields: 'Not this one!' (selected), 'This one!', and 'Not this one!'. Each answer field has a red 'X' icon to its right, which is highlighted with a red box. An 'Add answer...' button is at the bottom left.

9. Other quiz question types include **True/False**, which gives you the option to ask a True or False question. And **Multiple Select**, which gives you the option to have several answers present and more than one can be selected as correct.
10. Once you are done with a question and want to add another one, click the Add a Question button at the bottom of the form.

The screenshot shows the bottom of the form with two buttons: 'Add a Question' and 'Done'. The 'Add a Question' button is highlighted with a red box.

11. Once you have added all of your questions, click the **Done** button at the bottom of the form.

12. You will then be directed to the **Options** page for this **Quiz**. In this page, you can:

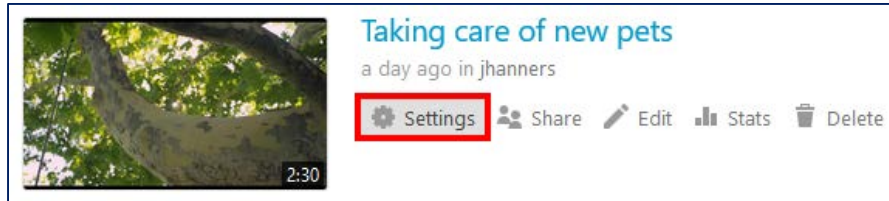
**Allow Retakes**

- Show grade once the quiz is taken (If this is enabled you can also allow review of correct answers and explanations)
- Block your viewers from advancing the video until answers the quiz
- Delete questions by clicking the Xs
- Reorganize the questions by using the arrows
- Once you are finished, click the Save button. The name of your quiz will now appear in the Quizzing pane
- Repeat these steps for each quiz you want to add to your session
- When you are finished, click the publish save button

13. During playback, when it is time for a Quiz the video will pause until the question(s) is/are answered.

# Viewing Quizzing Results

1. To access the results of a quiz, click the **Settings** icon on the session where the quiz was created.



2. On the left, click the **Quiz Results** tab to display the results.

Quiz Results Summary			
	Section	Position	Results
Outputs	Taking Care of a Puppy	00:19	5/6 (83%)
	Taking Care of a Kitten	01:12	4/6 (67%)

Detailed Results By Section			
Section: Taking Care of a Puppy			
Question	Type	Results	
1: How often should you bathe a puppy?	Multiple Choice	2/2 (100%)	
2: Too much washing will cause the dog's coat to get damag...	True / False	2/2 (100%)	
3: I should use human shampoo on my dog	Multiple Choice	1/2 (50%)	

User	Results
> j lubbert	2/3 (67%)
> Antonio Brown	3/3 (100%)

3. From this tab, you can see **Quiz Results Summary** which shows the total number of correct answers and questions as well as the percentage correct for each quiz. You are also able to get a more detailed view of results by section. Click the Section drop-down to select which quiz section to drill into.

Detailed Results By Section			
Section: Taking Care of a Puppy			
Question	Type	Results	
1: How often should you bathe a puppy?	Multiple Choice	2/2 (100%)	
2: Too much washing will cause the dog's coat to get damag...	True / False	2/2 (100%)	
3: I should use human shampoo on my dog	Multiple Choice	1/2 (50%)	

User	Results
> j lubbert	2/3 (67%)
> Antonio Brown	3/3 (100%)

4. You can also expand each user to see which questions they got correct and which questions they got incorrect.

User	Results
▼ j lubbert	2/3 (67%)
✓ 1: How often should you bathe a puppy?	
✓ 2: Too much washing will cause the dog's coat to get damaged.	
✗ 3: I should use human shampoo on my dog	
▼ Antonio Brown	3/3 (100%)
✓ 1: How often should you bathe a puppy?	
✓ 2: Too much washing will cause the dog's coat to get damaged.	
✓ 3: I should use human shampoo on my dog	