



ARC Guide to Zoom:

Connect with Tutors and Coaches Virtually

ARC Contact Information

Email: arc@ntc.edu
Phone: 715.803.1403
Website: ntc.edu/arc

Table of Contents

Pg. 3	How to Log into Zoom with NTC Account
Pg. 5	How to Join a Tutoring/Coaching Session via Web browser
Pg. 10	How to Join a Tutoring/Coaching Session Via App



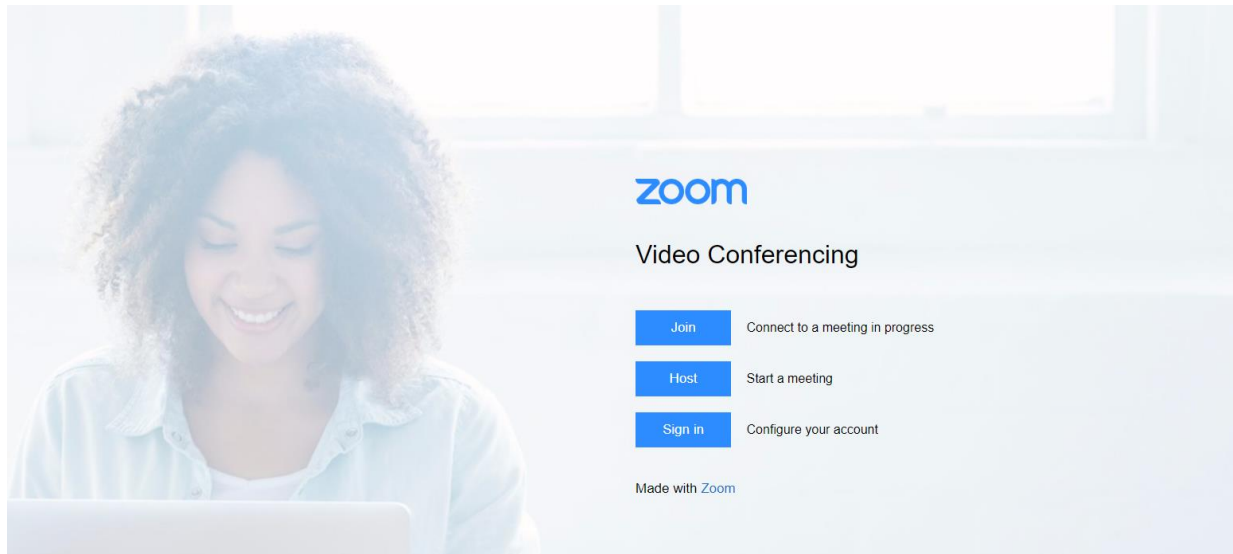
How to Log into Zoom with NTC Account



Option One: Desktop or Laptop

Copy and paste or type <https://ntc.zoom.us/> into your preferred web browser

Sign-In using your student email and password to configure your account



Option Two: App on a Secondary Device

Download the Zoom app to your cellphone, tablet, or other mobile device

Select sign in, click SSO, put “NTC” as your domain, and sign-in using your student email and password

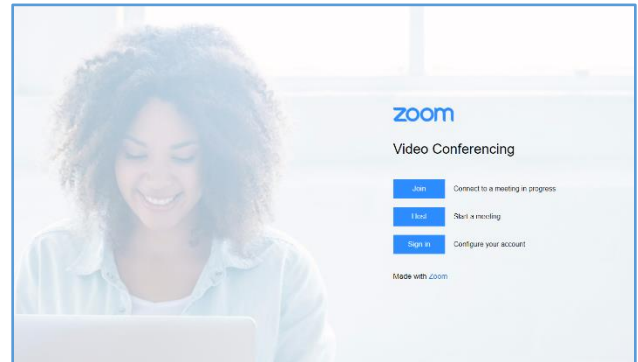
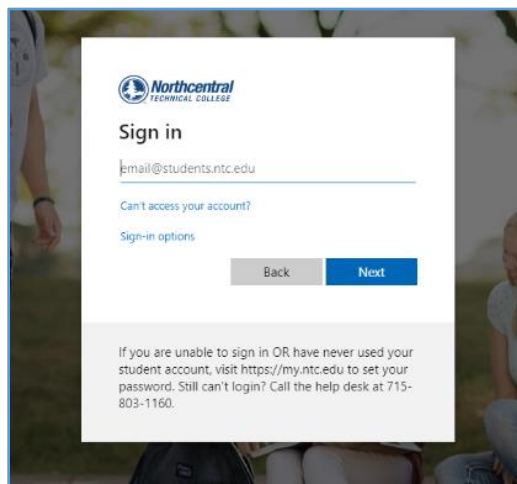




How to Join a Tutoring/Coaching Session via Web browser

Log into your NTC Zoom Account at ntc.zoom.us

Sign in using your NTC Student Email credentials

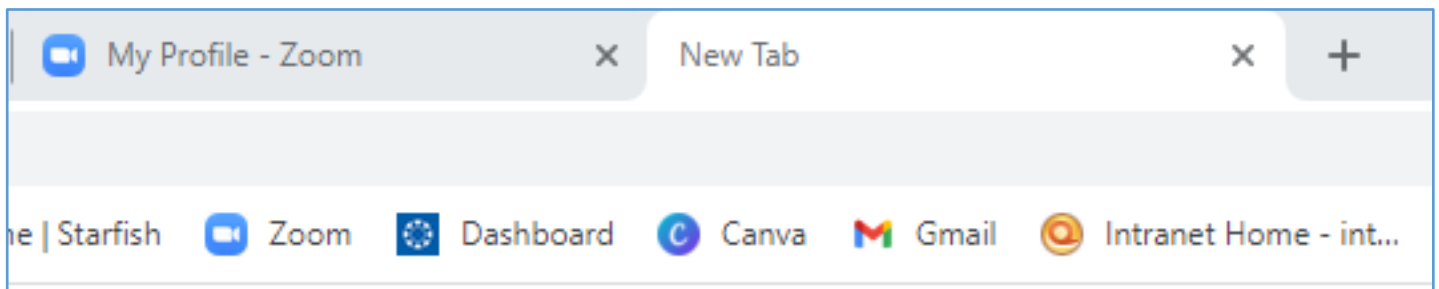


Check your NTC Student Email account to ensure you have received a confirmation email

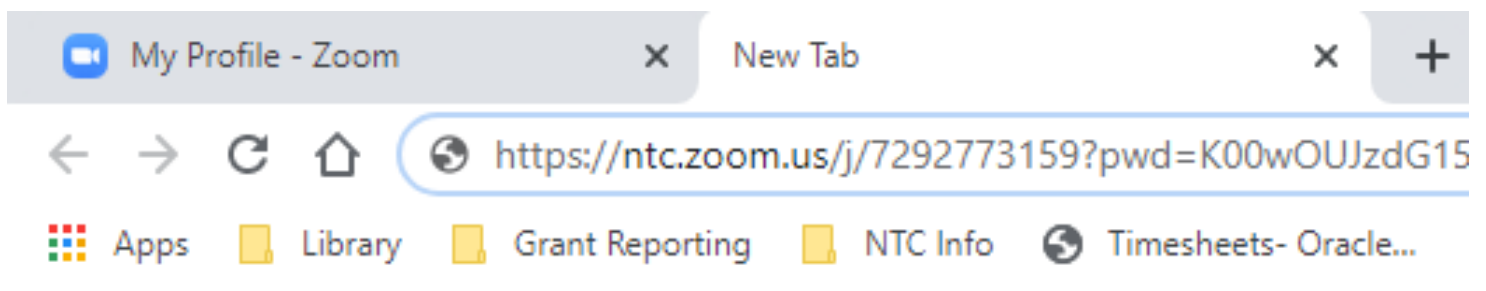
Open the confirmation, and locate the Zoom url

Thank you for scheduling an appointment with Brooke! If you are meeting in person- Please report to Room2003, also known as the CHS ARC, in the Health and Science Building at the time of your appointment. If you are meeting on Zoom- Sign into your NTC Zoom account at ntc.zoom.us, open a second tab in your web browser, and copy and paste this link into the new tab: <https://ntc.zoom.us/j/7292773159?pwd=XXXXXXXXXXXX> Make note of the location and time of your appointment in a personal planner or calendar, and be sure to reach out to Brooke with any questions or concerns: doescherb@ntc.edu To prepare for your appointment, check out our "Preparing for Your Tutoring Appointment Checklist" at the following link! <https://coursecontent.ntc.edu/ARC/tutorappt.pdf> If you have any questions, please feel free to contact the Academic Resource Center (ARC) at (715)803-1403 or arc@ntc.edu You are taking a great step toward investing in your academic success! Academic Resource Center Wausau Campus (715)803-1403 <https://www.ntc.edu/academic-resource-center>

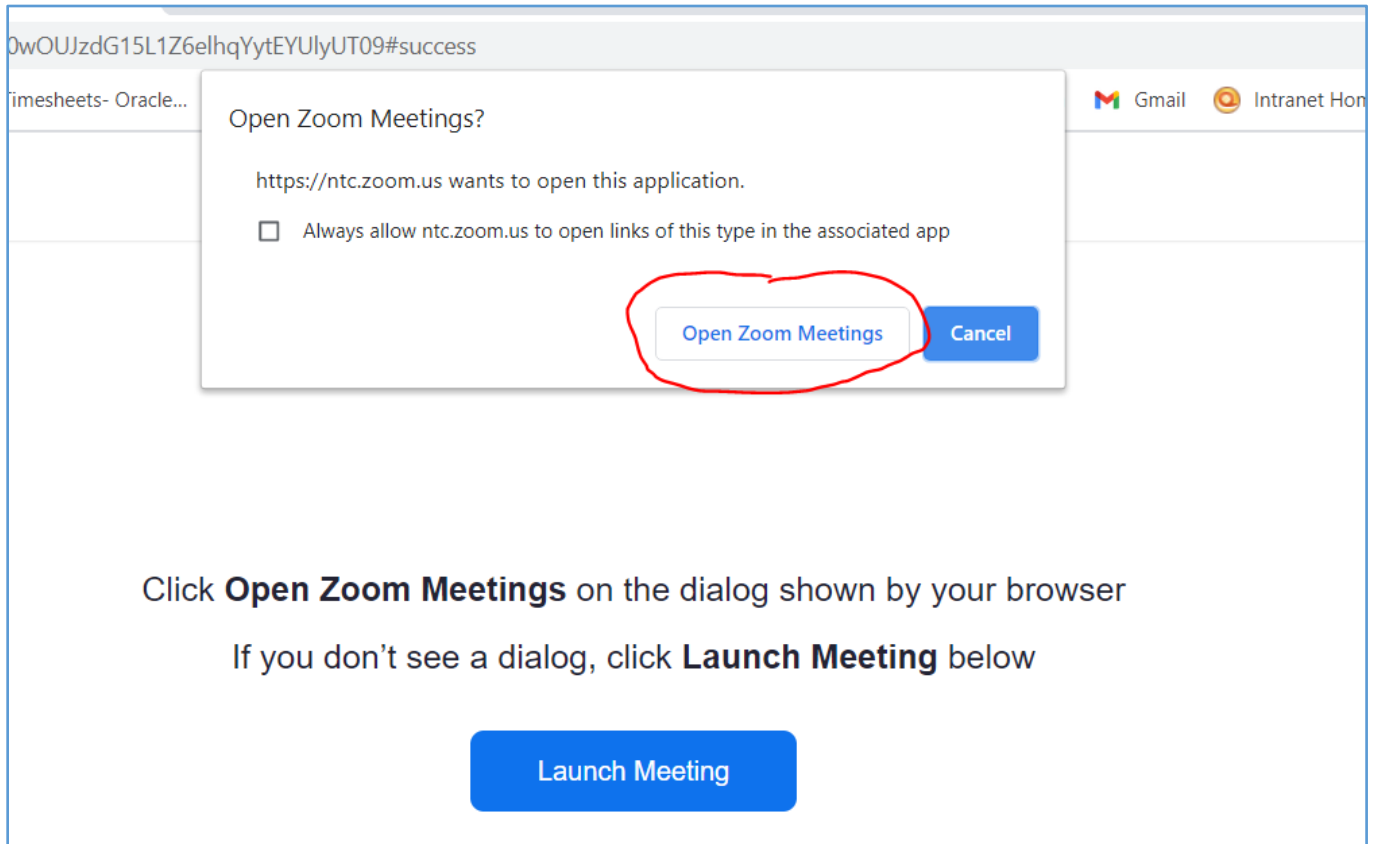
Open a blank tab in the web browser same web browser you are logged into your NTC Student Zoom Profile



Copy and paste the url from the confirmation email into the blank tab and hit “Enter” on the keyboard



A drop down will appear on your screen. Select “Open Zoom Meetings.”



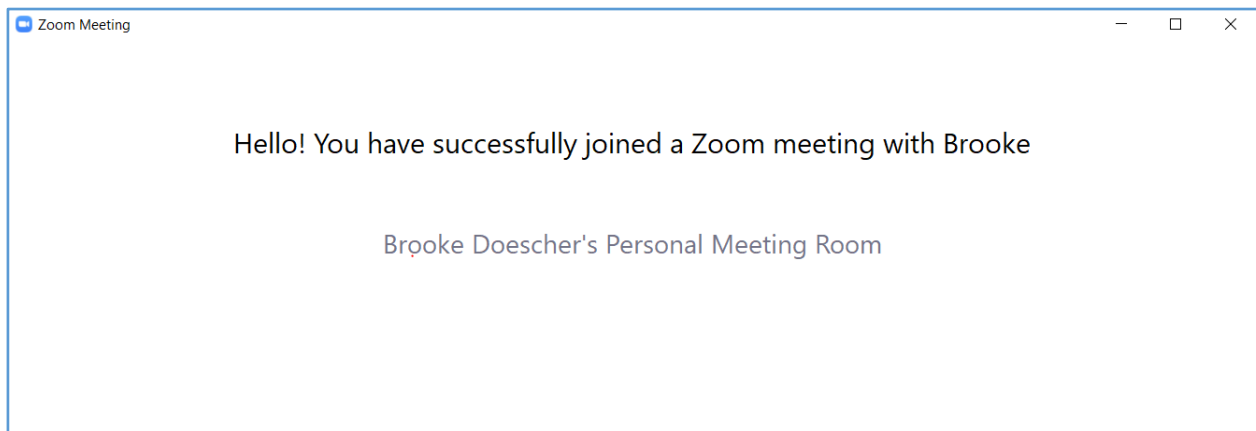
The screenshot shows a browser window with a URL bar containing a Zoom meeting link. A dialog box titled "Open Zoom Meetings?" is displayed in the center. The dialog contains the text "https://ntc.zoom.us wants to open this application." and a checkbox labeled "Always allow ntc.zoom.us to open links of this type in the associated app". Below the checkbox are two buttons: "Open Zoom Meetings" and "Cancel". The "Open Zoom Meetings" button is circled in red. Below the dialog, there is a large blue button labeled "Launch Meeting".

Click **Open Zoom Meetings** on the dialog shown by your browser

If you don't see a dialog, click **Launch Meeting** below

Launch Meeting

A waiting room message will appear, letting you know you have successfully logged into the Zoom Meeting and that the Tutor or Coach will let you in as soon as they are ready!



The screenshot shows a Zoom Meeting window. The title bar says "Zoom Meeting". The main content area displays the following text:

Hello! You have successfully joined a Zoom meeting with Brooke

Brooke Doescher's Personal Meeting Room



How to Join a Tutoring/Coaching Session Via App

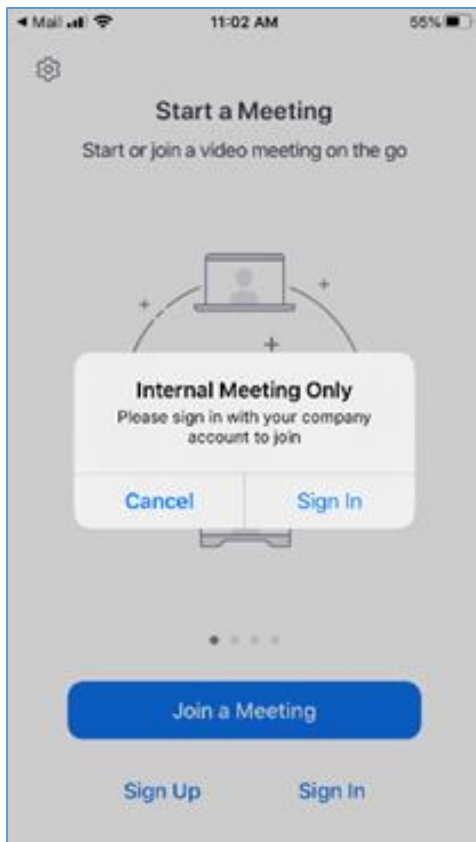


Download the Zoom app to your cellphone, tablet, or other mobile device

Open the Zoom app

Click “Join a Meeting”

Copy and paste Zoom Meeting link into “Meeting ID”



The App will indicate that this is an Internal Meeting Only. Click “Sign In.”

On the next page, select “ Sign In With SSO”

Cancel Sign In

Email Address

Password

Sign In

[Forgot password?](#)

OR, SIGN IN WITH

SSO

Google

Facebook

Cancel Sign In

Email Address

Password

Sign In with SSO

Enter your company domain

ntc .zoom.us

[I don't know the company domain](#)

q w e r t y u i o p

a s d f g h j k l

z x c v b n m

123 . / .com go

Enter “NTC” as the company domain and select “Go”

Enter your NTC Student Email and Password

Join the meeting



Enjoy Your Session!

Please let us know if you have any further questions!

