

Blackboard – Assignment Grades

Review a Graded Assignment Submission Inline

Assignments are not graded automatically. Your instructor needs to grade each assignment. You can review the information provided by your instructor on the assignment's **Review Submission History** page.

You can view your grade and any annotations your instructor made to your assignment submission directly from the assignment attempt without downloading the file.

Inline Viewing Supported Formats


Submitted files open within the grading screen. Supported document types that are viewable in the grading screen are Word (DOC, DOCX), PowerPoint (PPT, PPTX), Excel (XLS, XLSX), and PDF. Original formatting and embedded images are preserved.

To access the **Review Submission History** page, follow the directions below.


1. The Review Submission History page can be viewed by:
 - a. From My Grades by clicking on the assignment title.

My Grades		
All	Graded	Upcoming Submitted
		Order by: Course Order
ITEM	LAST ACTIVITY	GRADE
In Class Activity Assignment View Description	Jan 5, 2016 1:53 PM GRADED	10.00 /10
Case Study Assignments & Tests View Description View Rubric	Jan 7, 2016 10:09 AM GRADED	10.00 /12
Rough Framing JOB COMPETENCIES - Self Assessment Test View Description	Mar 6, 2015 10:31 AM GRADED	30.00 /60
Test Discussion Discussion View Description View Rubric	Jan 8, 2016 9:25 AM GRADED	10.00 /9
Test 2 Discussion View Description	Jan 12, 2016 1:52 PM GRADED	8.00 /10
Technology Instruction Guide Project Assignment	Apr 22, 2016 9:09 AM GRADED	18.00 /20
Assignment for Chapter 1 DUE: DEC 16, 2016 Assignment	Feb 17, 2016 9:15 AM GRADED	10.00 🚩 /9


- b. By clicking on the assignment.




Assignment for Chapter 1

Attached Files:  [Chapter 1.docx](#) (11.19 KB)

Please download and complete the attached assignment. When you are finished please submit the document here.



Technology Instruction Guide Project



Chapter 1 & Chapter 3 Section I Quiz

2. Once on the **Review Submission History** page, you can view the document submitted, see your score and any comments your instructor has added.

Review Submission History: Technology Instruction Guide Project

Powered by **crocodoc**

1 of 3

Assignment Details

GRADE LAST GRADED ATTEMPT	18.00 /20
ATTEMPT 4/22/16 8:58 AM	18.00 /20

SUBMISSION

[recording a youtube video with webcam.docx](#)

COMMENTS

Feedback to Learner
4/22/16 9:09 AM

- Overall good job on this. Easy to follow directions for setting up and using a YouTube account.
- The images could be a bit smaller to make the document more concise.

[Save As Artifact](#) [OK](#)

Recording a YouTube Video with a Webcam

1. Navigate to <http://www.youtube.com>
2. Click the **Sign in** button.

